





Inclusion Healthcare Social Enterprise CIC

## Inclusion Healthcare Social Enterprise CIC

**Overall rating**

Inadequate      Requires improvement      Good      **Outstanding** 

	Safe	Effective	Caring	Responsive	Well-led	Overall
People with long term conditions	Not rated	Not rated	Not rated	Not rated	Not rated	Outstanding 
Families, children and young people	Not rated	Not rated	Not rated	Not rated	Not rated	Not rated
Older people	Not rated	Not rated	Not rated	Not rated	Not rated	Not rated
Working age people (including those recently retired and students)	Not rated	Not rated	Not rated	Not rated	Not rated	Outstanding 
People experiencing poor mental health (including people with dementia)	Not rated	Not rated	Not rated	Not rated	Not rated	Outstanding 
People whose circumstances may make them vulnerable	Not rated	Not rated	Not rated	Not rated	Not rated	Outstanding 